
GRADVENTURE FAQs FOR STUDENTS

MRS. SANTANGELO AND MRS. ARGUETA

GRADVENTURE COORDINATOR TEAM

UNIVERSAL ORLANDO'S GRADVENTURE AND ISLANDS OF ADVENTURE® THEME PARKS

This event is a spectacular celebration for graduating Middle School students and their chaperones to enjoy exclusive access to BOTH Universal Studios® and Universal's plus a complimentary meal and an unforgettable night of

- * DJ Dance Parties
- * Karaoke
- * Stilt Walkers along with dance zones
- * Street entertainment
- * Photo Opportunities with their classmates and much more!

EXPERIENCE INNOVATIVE THRILLS AT **ISLANDS OF ADVENTURE** AND JUMP INTO THE ACTION OF THE MOVIES AT **UNIVERSAL STUDIOS**.

EXPERIENCE INNOVATIVE THRILLS AT **ISLANDS OF ADVENTURE** AND JUMP INTO THE ACTION OF THE MOVIES AT **UNIVERSAL STUDIOS**.

- ✓ The Wizarding World of Harry Potter™
- ✓ Transformers™ The Ride 3D
- ✓ Harry Potter and the Forbidden Journey™
- ✓ Despicable Me Minion Mayhem
- ✓ Dragon Challenge™
- ✓ Revenge of the Mummy®
- ✓ Flight of the Hippogriff™
- ✓ Shrek 4-D
- ✓ The Amazing Adventures of Spider-Man®
- ✓ The Simpsons Ride™
- ✓ The Incredible Hulk Coaster®
- ✓ Fast & Furious - Supercharged™
- ✓ Jurassic Park River Adventure®
- ✓ Hollywood Rip Ride Rockit®
- ✓ Men In Black™
- ✓ And much more!





**CAN I USE MY
ANNUAL PASS
TO GAIN
ADMISSION TO
GRADVENTURE**

No. Gradventure is a hard ticketed event that is sold separately. In order to attend Gradventure you must purchase a Gradventure Ticket through your school.

EARLY DEPARTURES



The Head Chaperone, Mrs. Santangelo must be notified 2 weeks prior to the event (*April 11, 2025*) that a student will be leaving Gradventure early.



The evening of Gradventure the student will meet with Mr. Krause & Mrs. Santangelo at guest services.



A parent or legal guardian must present identification before a student will be released from the park.



All chaperones must return to school with their students on the bus.

DRESS CODE

CFMS WILL CONDUCT A DRESS CODE SCREENING PRIOR TO DEPARTING FOR GRADVENTURE.



Bermuda shorts
Must be 3" from the knee.



ACCEPTABLE

GIRLS

- ☐ Dresses, skirts, capris or fundamentally appropriate shorts
- ☐ Casual pants (including jeans)
- ☐ Comfortable shoes (including tennis shoes, dress sandals, and boots)
- ☐ CFMS Field Trip T-shirt
- ☐ Hats
- ☐ Clear purses under the size of 8.5" x 11", Clear fanny packs, and clear drawstring backpacks

GUYS

- ☐ Casual pants or shorts (including khakis and jeans)
- ☐ Comfortable shoes (including tennis shoes, and boots)
- ☐ CFMS Field Trip T-shirt
- ☐ Hats
- ☐ Drawstring backpacks

CHAPERONES

- ☐ Large backpacks

NOT ACCEPTABLE

- ☐ Altered GradVenture shirts, clothing with holes, offensive language, sleeveless, torn, or inappropriate graphics.
- ☐ Clothing with obscene, offensive language or graphics
- ☐ Leggings and Yoga pants
- ☐ Visible undergarments
- ☐ Tank tops or undershirts
- ☐ Clothing that exposes excessive portions of the skin that may be viewed as inappropriate at a school function (e.g., bikini tops and bottoms)
- ☐ Short shorts
- ☐ Area codes displayed on clothing
- ☐ Accessories such as chains, spiked collars or studded/spiked belts
- ☐ Bandanas
- ☐ Selfie sticks

STUDENTS

- ☐ Large backpacks

STUDENTS MUST WEAR CFMS GRADVENTURE T-SHIRTS

*Universal Orlando reserves the right to refuse entry into the event or require the purchase of appropriate clothing for non-compliance with the dress code.

FIELD TRIP CRITERIA AND EXPECTATIONS

- ☞ *Participation is limited to the first 200 students who submit payment and signed forms.*
- ☞ *Students who receive more than two detentions or referrals on or after January 6, 2025, will have their eligibility for the trip reviewed by administration.*
- ☞ *A minimum cumulative GPA of 2.0 after the 3rd grading period is posted.*
- ☞ *Students cannot have more than 10 unexcused absences or tardies as of January 6, 2025.*
- ☞ *Attendance on May 9, 2025, is mandatory to participate in the trip.*
- ☞ *Students must follow the CFMS and Universal Studios dress codes during the trip.*
- ☞ *Regular meetings with the assigned CFMS faculty chaperone are required.*
- ☞ *Students must stay in groups of two or more while at the park; traveling alone is not allowed.*
- ☞ *Parents must pick up their child promptly at **2:00 AM** at CFMS. Parents will be notified when buses are near downtown Tampa to allow sufficient travel time to CFMS.*

ARRIVAL

UPON ARRIVING TO GRADVENTURE

- ❑ Students and chaperones must arrive as a group.
- ❑ **We ask that all students and chaperones put on their wristbands and have their tickets before boarding the buses.**
 - ❑ Students will be assigned solid color wristbands.
 - ❑ Please have your students take a picture of their tickets and meal vouchers on their cell phones in case they lose them to be re-printed.
 - ❑ Chaperones will be assigned a checkered wristband which provides access to the chaperone lounges and Express ride access to participating rides and attractions.

EVENT ENTRY

When entering Gradventure, both students and chaperones will go through a security check using different lines and that includes passing through a metal detector. Security will also be screening students and chaperones for the following prohibited items:

- ✓ Alcohol
- ✓ Illegal drugs
- ✓ Cigarettes, E-cigarettes, or tobacco items
- ✓ Weapons
- ✓ Any chains, spiked collars, and spiked belts
- ✓ Any accessories that may be used as weapons

All unauthorized items will be confiscated by Security.

MEDICATION

Any medication that is not in a prescription bottle with student's name (i.e. loose pills) will be confiscated by Security.

WHAT KIND OF SECURITY WILL BE PRESENT?

All bags, pockets and other items are checked for any illegal substances and weapons.



For everyone's security, metal detectors are used to check guests at the event entrance.



All questionable items will be confiscated at the gate.



Security is visibly present throughout the park during the event.

HEALTH SERVICES (FIRST AID)

*The Health Services
Department will be fully
staffed throughout the event.*

*In the event of injury, illness
or medical needs, **Health
Services can be found at
Islands of Adventure and
Universal Studios theme
parks.***

*Please refer to the
**Gradventure Event Guide
for Health Services
locations.***


*Should a student require
medical attention, the Head
Chaperone Mrs. Santangelo
will be called and then
directed to the appropriate
location.*



**ONE COMPLIMENTARY
MEAL VOUCHER IS
INCLUDED WITH EVERY
ADMISSION.**



**CHECK THE
GRADVENTURE EVENT
GUIDE FOR PARTICIPATING
DINING LOCATIONS.**



**GRADVENTURE MEAL
VOUCHERS ARE LIKE CASH;
DO NOT LOSE THEM.**



**TAKE A PICTURE OF THE
FRONT/BACK AND IF YOU
LOSE IT, YOU CAN GO TO
GUEST SERVICES, AND
THEY CAN REPRINT ONE
FOR YOU.**



**MEAL VOUCHERS MUST BE
REDEEMED BY 11 PM THE
NIGHT OF THE EVENT.**



**SOUVENIR SIPPER CUPS
ARE ALSO AVAILABLE FOR
PURCHASE* WITH FREE
REFILLS THROUGHOUT
THE EVENT FOR **\$8.99 +
TAX.** *WHILE SUPPLY
LASTS.**

MEAL VOUCHERS & SOUVENIR CUPS

MEAL VOUCHER LOCATIONS

The following restaurant locations* accept Gradventure meal vouchers:

Islands of Adventure:

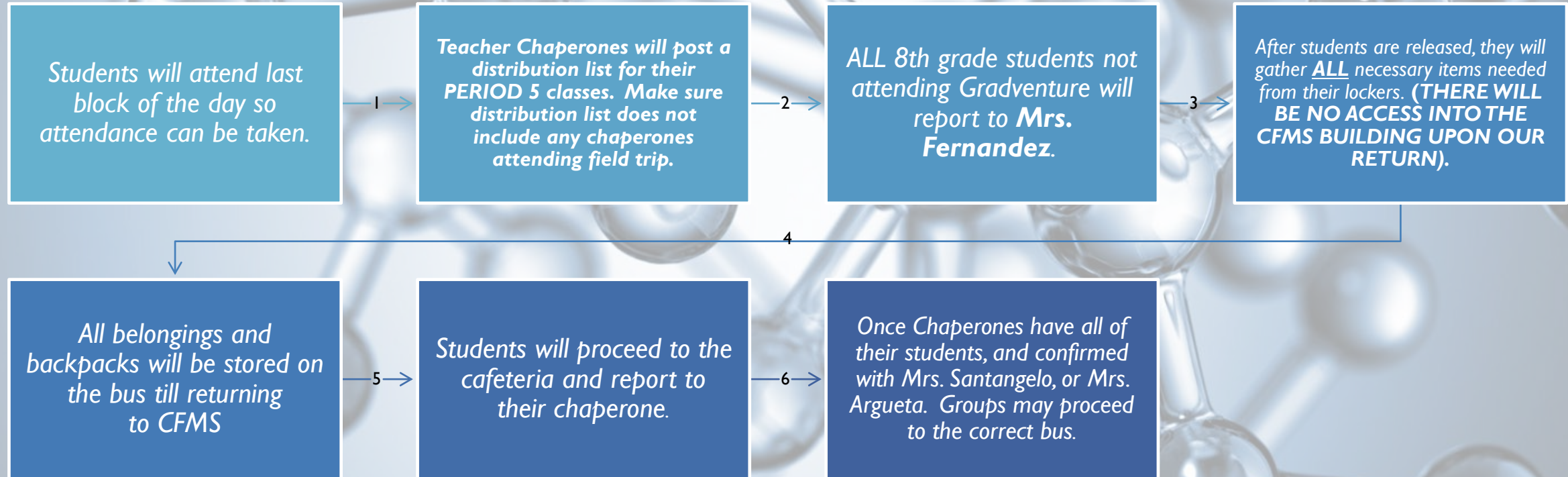
- Circus McGurkus Cafe Stoo-pendous™
- Fire Eater's Grill
- The Burger Digs
- Pizza Predattoria
- Comic Strip Café
- Captain America Diner®
- Café 4

Universal Studios Florida:

- Louie's Italian Restaurant
- Richter's Burger Co.
- Fast Food Boulevard
- Mel's Drive-In

** Operating restaurants are subject to change.*

STUDENT DISMISSAL PROCEDURES



BEFORE BOARDING THE BUSSES



1

Join

Join the Chaperone GroupMe to communicate with all chaperones.

2

Make sure your group members join GroupMe app

Before loading the busses, take a group picture and send to GroupMe in case we lose someone, we can show security what they look like.

3

Check

Check the students for dress code.

EARLY ATTRACTION CLOSURES


The following attractions will close prior to end of the event— try to ride earlier in the evening.

Islands of Adventure:

- Hagrid's Magical Creatures Motorbike

Adventure™

- Jurassic World VelociCoaster
- Universal Studios Florida:
- Revenge of the Mummy



BOARD THE BUSSES AT SCHOOL.

- ☐ **Busses leaving at 1:30 PM**
- ☐ Chaperones will snap a picture of where they are sitting on the bus. This will serve as a seating chart in case they forget something on the bus, when busses are checked at the end of the trip, lost items can go to the right owner.
- ☐ Keep your group sitting together on the bus.
- ☐ *Ask your group to snap a picture every hour and share it to the GroupMe*

BEFORE WE ARRIVE AT THE PARK

CHAPERONES WILL DISTRIBUTE THE **WRIST BANDS, THE MEAL TICKETS** AND HAVE THE KIDS TAKE A PICTURE OF THE MEAL TICKET IN CASE THEY LOSE IT.

STUDENTS MUST HAVE THEIR WRIST BANDS ON BEFORE ARRIVING AT THE PARK.

WHEN WE ARRIVE AT THE PARK

We will unload all the busses and follow the park employees to the security check point.

There is a security check point line for students and a separate one for chaperones, pay attention.

GRADVENTURE

GRADVENTURE TRIP TIPS AND TRICKS

See dress code for guidance, **no leggings** and use fundamentally appropriate shorts (**3" above the knee**).

Wear sneakers or comfortable shoes.

Students bringing a drawstring bag, or a small bag must be at least 8.5" by 11".

Bring spending money for snacks and souvenirs.

Backpacks will be stored on the bus. Students need to pack up like you are leaving school normally.

You can leave things on the bus, but you cannot return to the bus once you enter the park.

Everyone can have a phone charger for the bus.

Chaperones should have a Sharpie to write the names on wrist bands, meal tickets, and souvenir cups.

The GradVenture souvenir cup is \$8.99 + tax, buy it when we first arrive and enjoy free refills all night.

Eat dinner early, before sundown, because the lines will be over an hour long wait if you eat later in the day.

GRADVENTURE TRIP

MORE TIPS AND TRICKS

Some rides have lockers, and you will need to put all your belongings in while on the rides.

Don't buy things that won't fit in the locker, buy that towards the end of the night. *Ex: Giant SpongeBob/Patrick Star*

To use the complimentary lockers students must use their park ticket and their fingerprint. The lockers are small.

You are responsible for your own things, including electronics and bags.

Students must be in their BEST behavior; remember you are representing CFMS.

If caught doing unlawful behavior, you will be removed from the parks.

Take lots of pictures and share on GroupMe app.

Be safe but have fun.

GRADVENTURE TRIP

MORE TIPS AND TRICKS

DO NOT alter your GradVenture T-shirts in any way.

Must wear GradVenture T-shirt the day of the field trip along with fundamental bottoms.

(Can be fundamental shorts.)

Must attend school all day to attend GradVenture.

ALL academic materials may be stored on the bus while at GradVenture.

You can bring snacks on the bus. Make sure your drinks have a closeable cap.

No glass bottles.

FOR EVERYONE'S SAFETY



**STUDENTS MUST LEAVE AS A
GROUP AND ARE NOT
ALLOWED TO BE PICKED-UP
BY PERSONAL VEHICLES IN
THE BUS PARKING LOTS.**

AT THE END OF THE DAY (MIDNIGHT)



Gather with your group and head towards the assigned gate. ***Location of the busses will be shared via GroupMe.***

We are assigned a specific exit and must follow the rules.

EXIT LOCATIONS

Departure locations will be color coded to match the school's wristband color.

Detailed departure locations will be sent to the Head Chaperone prior to the event and shared via GroupMe app.

These color-coded exit areas will also be shown on the Gradventure Event Guide and additional signage will be placed throughout the event towards the end of the evening

DEPARTURE TIPS

- LOCATE your exit area based on your school's wristband color. **To be determined**
- Meet up with your Chaperone at least by 11:45PM at the agreed meeting location.
- The meeting locations in the park will be marked with a pink feather banner.
- Departure Gates DO NOT open until 12 AM.
- Be patient and do not rush toward the exits and through the bus lot.

MEETING LOCATIONS

Universal's Islands of Adventure

1. Toon Lagoon Amphitheater
2. Popeye & Bluto's Bilge-Rat Barges®
3. The Cat in the Hat™
4. Fire Eater's Grill

Universal Studios Florida

1. Music Plaza Stage
2. Delancey Street
3. Battery Park
4. Hollywood Way
5. Animal Actors on Location!
6. Flag Poles

BUS LOADING AT THE END OF THE DAY



If any students are missing once your group boards your bus, a Chaperone should contact a Security representative at your departure location.



Once you arrive at your exit locations parking lot, there will be Gradventure staff and directional signage to your parking location.



Please be patient with the departure process as the school's safety is our number one priority.

WHERE PARENTS CAN PICK-UP AT THE END OF THE TRIP

Wait for it!

- Parents will be notified when buses are near downtown Tampa to allow sufficient travel time to CFMS. Students will text their parents or ride when we are about 20 minutes away.

Park

- Park in the Cell Phone Lot off of Palmetto Street.

Off Limits

- This parking lot in front of the school will be off limits to allow for the busses to drop off students when we return at 2AM ish...

ARE YOU READY TO
HAVE A GREAT TIME AT
GRADVENTURE?

